

GRADE 3
Reading

Administered May 2022

RELEASED

READING

Read the selection and choose the best answer to each question. Then fill in the answer on your answer document.

The Unwelcome Neighbor

A tale from the Panchatantra¹

Retold by Santhini Govindan

- 1 Once upon a time a pair of crows came across a huge old banyan tree. The tree had strong branches and a wonderful roof of green leaves that provided shade from the sun. It seemed like the perfect place to build a nest.
- 2 The crows immediately set to work. Soon a round nest was hidden high among the leaves of the tree, ready for the eggs that Mother Crow would lay.
- 3 One day, a huge black snake slithered past the banyan tree. He noticed a deep, dark hole at the bottom of the tree, and he decided to make it his home.
- 4 This alarmed the crows. Father Crow discussed the matter with the other animals who lived in the banyan tree. "Beware of the snake," they said. "He is dangerous."
- 5 When Mother Crow heard this, she began to cry. "How can I lay my eggs?" she asked Father Crow. "I want to leave! Let's go far away and make a new nest."
- 6 "No, we must not leave," said Father Crow. "The banyan tree is the best place for us to live. I will find some way to drive away the snake."
- 7 Mother Crow was reassured by Father Crow's words. She laid seven eggs, and before long there were seven baby crows in the nest. They quickly grew big and fat under Mother Crow's watchful eye. Their noisy chirping could be heard all over the banyan tree. The snake heard it, too, and slithered up and down the branches of the tree every day, searching for the crows' nest.
- 8 "Please do something to drive away the snake," Mother Crow begged.

¹**Panchatantra**—The Panchatantra is a collection of fables from India.

- 9 Father Crow decided to ask a wise old fox for help. The fox listened to the crow's tale of woe and then came up with a brilliant plan. He told the two crows to go to the river the next morning. The ladies of the royal household would be swimming there. Their jewels would be lying on the riverbank, watched over by servants.
- 10 "Pick up a necklace and fly home," said the fox. "Be sure to make a loud noise so that the servants will follow you. When you reach the tree, drop the necklace into the snake's hole."



Copyright © 2002, Highlights for Children, Inc., Columbus, Ohio.

- 11 The crows did exactly as the fox had told them. Mother Crow snatched a ruby necklace in her beak and flew away. Father Crow cawed loudly to attract the servants' attention.
- 12 The servants chased Mother Crow, and as they reached the banyan tree, they saw her drop the necklace into the snake's hole.
- 13 When the servants tried to take the necklace out of the hole with a stick, the angry snake came out hissing. The servants drew back in alarm. But the snake, afraid for his life, slithered away as fast as he could and never came back to the banyan tree. Mother and Father Crow lived there happily for many years and raised many babies, too.

Copyright © 2002, Highlights for Children, Inc., Columbus, Ohio.

1 What does the word snatched mean in paragraph 11?

- A** Hid
 - B** Tossed
 - C** Broke
 - D** Grabbed
-

2 Why is the fox's plan important to the resolution of the story?

- F** The plan helps the crows learn how much they like their home.
 - G** The plan causes the snake to move away from the tree.
 - H** The plan gives the snake a chance to find an important necklace.
 - J** The plan proves to the crows that they like attention.
-

3 What can the reader infer about the crows based on their actions after Father Crow talks to the fox?

- A** They worry that the snake will harm the servants.
- B** They often visit the royal ladies and servants at the river.
- C** They want to give the necklace to the fox.
- D** They trust the fox and the plan he shares.

- 4** What key idea about Mother Crow do the details in paragraphs 7 and 8 best support?
- F** Mother Crow is worried about the snake that is living in the tree.
 - G** Mother Crow is afraid that she will not find enough food for her babies.
 - H** Mother Crow is sad because the nest is getting too crowded.
 - J** Mother Crow is upset because no one is listening to her.
-

- 5** How is the setting of the river important to the plot of the story?
- A** The river is where Mother Crow wants to build a nest.
 - B** The river is where Father Crow meets with the fox.
 - C** The river is where Mother Crow picks up the necklace.
 - D** The river is where Father Crow wants the snake to live.

6 Look at this illustration.



Copyright © 2002, Highlights for Children, Inc.,
Columbus, Ohio.


What is the most likely reason the author includes this illustration in the story?

- F** To show an important part of the fox's plan
- G** To show how the crows build their nest in the banyan tree
- H** To show why the snake moves into the banyan tree
- J** To show that the crows need the fox's help in order to stay safe

Read the selection and choose the best answer to each question. Then fill in the answer on your answer document.

Mission Blue

- 1 The oceans are a beautiful place. People like to play and relax near oceans. But oceans are also special places. Many plants and animals live in oceans. These plants and animals are interesting and important.
- 2 Imagine if one type of plant in the oceans disappeared. Fish that ate that plant would have no food, and they would disappear. Then, bigger sea animals, birds, and humans would have fewer fish to eat. Even a small loss can lead to a big problem.
- 3 Some people know just how special oceans are. This is why members of Mission Blue call oceans “the blue heart of the planet.” Mission Blue is a group of scientists and volunteers from around the world who love the oceans and try to keep them clean and healthy. Sylvia Earle, an oceanographer (a scientist who studies oceans), started this group in 2009.



Dr. Sylvia Earle

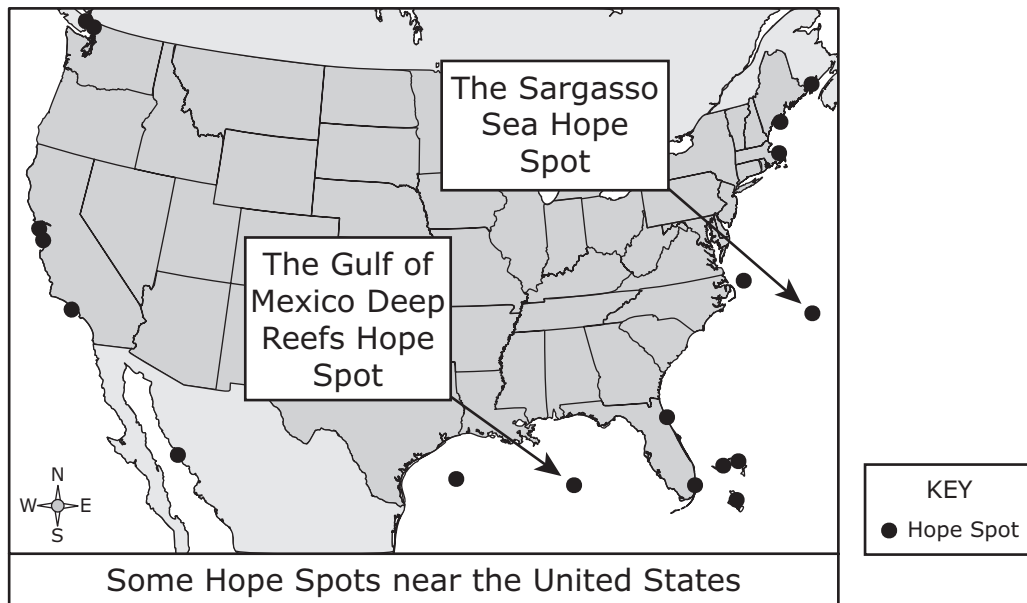
Bryce Groark - Hope Spot Palmyra

- 4 Earle started Mission Blue because she learned that oceans were in trouble. In many areas of the ocean, the water is dirty, and animals and plants are in danger.
- 5 Mission Blue’s goal is to stop this damage to the oceans. But how can people protect something as big as an ocean? They start by dividing it into many smaller parts. It is easier to clean and protect a

small part of an ocean. As more people become involved, more areas of the ocean will become protected.

Hope Spots

- 6 Mission Blue finds small parts of the ocean that are in danger. Then, the group works to have the areas identified as marine protected areas, or MPAs. There are rules to keep the areas unharmed. In some areas people are not allowed to fish or even use boats. For Mission Blue, MPAs are called “hope spots” because there is hope that by working together these areas will become healthier.
- 7 One “hope spot” is the Sargasso Sea. This is a small area in the Atlantic Ocean. Scientists discovered that plant and animal life in this area rely on plants called algae (al-jee). Many creatures live in or eat the algae. Scientists learned that the algae were disappearing. Mission Blue is working with leaders who live near the area to keep the ocean water clean. By doing this the algae will continue to grow and remain healthy.
- 8 Another “hope spot” is the Gulf of Mexico Deep Reefs. Reefs are large ridges on the ocean floor. Plants often grow in reefs. These reefs are homes for fish, coral, and other creatures. Mission Blue does its best to protect the reefs. Members do this by keeping people from fishing in the area.



- 9 Mission Blue teaches people about “hope spots” and searches for ways to help the waters. Scientists often sail into the oceans. They dive to great depths to study and gather information about plants

and animals. These scientists often take beautiful pictures and videos underwater. Then, they share the pictures with others. By doing this they hope people will become interested in protecting these wondrous places.

Beyond the Ocean

- 10 Mission Blue does important work on land too. Members teach people about the oceans in many ways. Some members write books about special places in the ocean. Others talk about Mission Blue's goals and discoveries at special events. Some events are meant for scientists and leaders. Others are offered to anyone interested in ocean life.
- 11 At a recent event in Japan, members of Mission Blue offered a beach party for a group of schoolchildren. The kids enjoyed snacks and games and played in the water. They also learned about the ocean and spent time cleaning up the beach after a storm left rubbish on the shore. At this event kids helped the ocean and had fun at the same time.
- 12 Mission Blue believes young people can make a big difference. They can raise money to clean ocean waters or save sea animals. They can recycle and make less pollution. After learning about oceans, these young people can even teach others about oceans. People of all ages can work together to help save Earth's wonderful waters.

- 7** Which key idea do the details in paragraphs 11 and 12 support about the goals of Mission Blue?
- A** Young people can do their part to help oceans.
 - B** Storms may cause some problems for oceans.
 - C** Schools should teach young people about oceans.
 - D** Taking care of oceans requires several talents.
-

- 8** In paragraph 6, the prefix *un-* helps the reader understand that unharm means —
- F** harmed again
 - G** able to harm
 - H** full of harm
 - J** not harmed
-

- 9** What can the reader conclude about Mission Blue from information throughout the selection?
- A** Mission Blue wants more people to travel to oceans.
 - B** Mission Blue plans to stop people from fishing in oceans.
 - C** Mission Blue wants all its volunteers to be scientists.
 - D** Mission Blue values teaching people about oceans.

10 In paragraphs 5 and 6, which key idea do the details support about why Mission Blue divides the ocean into small areas called “hope spots”?

- F** These areas are easier to reach by boat.
 - G** These areas have the deepest waters.
 - H** These areas are easier to care for.
 - J** These areas have very few visitors.
-

11 What is the most likely reason the author wrote this selection?

- A** To inform the reader about the work of Mission Blue members
 - B** To persuade the reader to visit oceans
 - C** To teach the reader about plant life in oceans
 - D** To tell the reader where Mission Blue members meet
-

12 Based on the information in paragraph 9, what can the reader infer about why members of Mission Blue enjoy working with scientists?

- F** Scientists care more about protecting oceans than other people do.
- G** Scientists take the best pictures of animals and plants.
- H** Scientists know how to use boats and machines.
- J** Scientists have knowledge about which ocean plants or animals need help.

- 13** How does the author organize the selection?
- A** By explaining problems happening in oceans and the work Mission Blue does to solve the problems
 - B** By describing in chronological order the actions that Mission Blue has taken to help oceans
 - C** By providing the causes of problems in the ocean and effects of the different ways Mission Blue helped with the problems
 - D** By describing mysteries of the oceans and how Mission Blue plans to learn more about oceans
-

- 14** Based on the section “Beyond the Ocean,” what can the reader infer about Mission Blue members?
- F** They are more interested in events for students than events for scientists.
 - G** They want more people to help with the team’s goals.
 - H** They plan to start identifying hope spots on land.
 - J** They are famous because of the organization’s successes.
-

- 15** What is the central idea of the selection?
- A** Oceans are in trouble because sea life is disappearing.
 - B** Sylvia Earle is a scientist who loves studying all ocean life.
 - C** The group Mission Blue works in different ways to care for oceans.
 - D** The group Mission Blue wants to save the plants in the oceans.

Read the selection and choose the best answer to each question.
Then fill in the answer on your answer document.

Cheese for Dinner

A Tale from Mexico

by Judy Goldman

- 1 Coyote was hiding behind a boulder near the lake. He licked his chops and stared at Conejo (ko-NEH-ho). The unwary rabbit was gazing at the full moon that lit the cloudless sky.
- 2 Coyote lunged at Conejo. The rabbit bounded away, leaping over rocks and around bushes, but Coyote stayed right behind him, snapping at his heels.
- 3 Conejo came to a wall of rock. Desperately, he looked for a way to escape. Finding none, he cowered against the wall, thinking of what to do.
- 4 Coyote scrambled to a stop. "Caught you," he said, "I haven't eaten for two days, and I'm hungry."
- 5 Conejo's mind raced. "You don't want to eat me," he said. "I'm just a scrawny rabbit."
- 6 "I know you're not much, but you'll do," Coyote said, opening his mouth wide.
- 7 "Wait!" Conejo yelled. "I have a better idea. I know where you can get something delicious to eat. Just before you started to chase me, I saw an enormous wheel of cheese resting on the bottom of the lake."
- 8 "Why didn't you get it?" Coyote asked.
- 9 "I wanted to, but I can't swim. I was thinking about how to fetch it when you surprised me. A big strong coyote like you can probably dive in, pull it out, and eat it all by yourself."
- 10 Coyote's mouth watered. "Show me the cheese," he said.
- 11 Conejo led the way to the lake, then pointed. "See?"



Copyright © 2007, Highlights for Children, Inc., Columbus, Ohio.

- 12 Coyote saw something round and yellow in the water. "That's a big wheel of cheese," he said. "I'm going to get it right now."
- 13 Coyote held his breath and dove in. He swam down, down, down. But when he got to the bottom of the lake, he saw no cheese.
- 14 *Where is it?* he thought as he struggled to hold his breath. Then he swam up, up, up. Gasping for air, he heaved himself out of the water. To his surprise, Conejo was nowhere to be found.
- 15 Coyote stared at the cheese in the lake. *How can I get it?* he wondered. Coyote lifted his head to howl in frustration. At that moment, he saw the full moon. He looked again at the lake and saw the moon's round reflection.
- 16 "That sly Conejo tricked me!" Coyote snarled.
- 17 For hours, Coyote searched high and low for Conejo. Not finding him, Coyote went to bed hungry.
- 18 As for Conejo, he was safe in his cozy burrow.

Copyright © 2007, Highlights for Children, Inc., Columbus, Ohio.

16 How can Conejo's relationship with Coyote best be described in paragraphs 6 through 11?

- F** Conejo pretends to want to help Coyote.
 - G** Conejo is unsure if he should trust Coyote.
 - H** Conejo is worried that Coyote is unhealthy.
 - J** Conejo enjoys spending time with Coyote.
-

17 What is the meaning of the word sly in paragraph 16?

- A** Small
 - B** Quick
 - C** Clever
 - D** Friendly
-

18 What key idea about Coyote is supported by the details in paragraphs 10 through 12?

- F** Coyote believes that he will enjoy eating a giant wheel of cheese.
- G** Coyote is tired of chasing Conejo.
- H** Coyote howls at the moon when he is hungry.
- J** Coyote likes to sneak up on Conejo.

19 Look at this illustration.



Copyright © 2007, Highlights for Children, Inc.,
Columbus, Ohio.

What is the most likely reason the author includes this illustration in the story?

- A** To help the reader understand that Conejo is worried about Coyote
- B** To show that Coyote has chased Conejo many times
- C** To help the reader understand why Coyote believes there is cheese in the lake
- D** To show that Conejo is just as hungry as Coyote

20 Based on the events at the end of the story, what can the reader predict about Coyote?

- F** Coyote will not trust Conejo again.
- G** Coyote will no longer try to swim in the lake.
- H** Coyote will find a way to get the cheese.
- J** Coyote will discover Conejo in his burrow.

21 In paragraph 1, the word cloudless includes the suffix *-less*. The suffix helps the reader understand that cloudless means —

- A** close
 - B** clear
 - C** dark
 - D** scary
-

22 Which sentence best describes Coyote’s relationship with Conejo by the end of the story?

- F** Coyote is eager to find Conejo so they can become better friends.
- G** Coyote is grateful to Conejo for showing where to find cheese.
- H** Coyote is angry with Conejo because he has a comfortable place to live.
- J** Coyote is upset with Conejo for saying something that was untrue.

Read the selection and choose the best answer to each question. Then fill in the answer on your answer document.

Book Clubs Are for Everyone!

- 1 You may have heard about book clubs. They have been around for many years. In the past most book clubs were for adults. Today more young people are forming their own book clubs. You may have even joined one in your classroom. The rules are simple. Members read the same book. Then they meet and talk about the book. Sharing ideas about a book with friends is fun. There are many other good reasons for kids to join a book club.



Book-Club Members Talking about Books

© iStock.com/EmirMemedovski

- 2 Belonging to a book club improves reading skills. The more time you spend reading, the more your reading skills will develop. According to the Public Broadcasting Service (PBS) website, by reading books to prepare for a book-club meeting, students improve their ability to read smoothly and with expression. This is because practicing leads to faster and more correct reading. Reading helps you learn to say new words. It also helps you understand their meanings. This is an important skill that is helpful in school and throughout life.
- 3 Do you ever struggle to finish the books you start? Joining a book club might help you with this problem. Book-club members are more likely to finish reading an entire book. If you do not read the whole book, you will not be able to talk about the book at the meeting. Plus, the other members expect you to finish the book. The desire to be prepared will encourage you to finish reading what you started.
- 4 After all the reading you do in school, you may think you don't want to join a book club. But book clubs are different. They give members

a fun way to experience different kinds of books. In many book clubs, each member takes a turn selecting the book for the group to read. This could mean that you will read a book that you may not have picked for yourself. Reading about new or unknown topics leads to learning. Reading books that others have selected helps you to discover new authors. In many ways, book clubs allow their members to think about new ideas.

- 5 Book-club meetings are a great place to practice listening and speaking in a respectful way. At book-club meetings members talk about the books they read. Sometimes members disagree. One person might share what he or she liked about the main character in a story. Another person might make the point that he or she was annoyed by that same character. This can lead to interesting discussions. Being in a book club allows members to share their thoughts and consider the views of others.
- 6 A book club is a great place to make friends. You might already know some members in your book club. This is especially true if some of the book-club members go to your school. By spending time with them at book-club meetings, you will get to know all the members better.



Children's Book Club
in a Park

© iStock.com/Wavebreakmedia

- 7 Would you like to be in a book club? It is easy to start one. All you need are some other members and a place to meet. Library meeting rooms and parks are good locations. Being a member of a book club is good for you. It is also a lot of fun. Why not join or start a book club today?

23 In paragraph 4, the prefix *un-* in the word unknown helps the reader understand that the meaning of unknown is —

- A** known again
 - B** known by many
 - C** not known
 - D** wrongly known
-

24 Which audience is the author addressing in this selection?

- F** Students
 - G** Parents
 - H** Teachers
 - J** Librarians
-

25 Based on the information in paragraphs 1 through 4, what can the reader conclude about students who join a book club?

- A** The students want to start a new book club.
- B** The students belong to several book clubs.
- C** The students develop good reading habits.
- D** The students read more than their parents.

26 Look at these photographs.



Book-Club Members Talking
about Books

© iStock.com/EmirMemedovski



Children's Book Club
in a Park

© iStock.com/Wavebreakmedia

What is the most likely reason the author includes these photographs in the selection?

- F** To show that book-club members have good reading skills
- G** To show that book clubs can meet at different places
- H** To show that book clubs help members choose popular books
- J** To show that book clubs are mainly for adults

27 What sentence supports the idea that joining a book club could help someone make friends?

- A** *Today more young people are forming their own book clubs. (paragraph 1)*
- B** *In many book clubs, each member takes a turn selecting the book for the group to read. (paragraph 4)*
- C** *In many ways, book clubs allow their members to think about new ideas. (paragraph 4)*
- D** *By spending time with them at book-club meetings, you will get to know all the members better. (paragraph 6)*

28 What opinion does the author include to explain why some students avoid book clubs?

- F** *Members read the same book.* (paragraph 1)
 - G** *It also helps you understand their meanings.* (paragraph 2)
 - H** *After all the reading you do in school, you may think you don't want to join a book club.* (paragraph 4)
 - J** *Being in a book club allows members to share their thoughts and consider the views of others.* (paragraph 5)
-


29 Which sentence best explains why members of a book club are likely to read a whole book?

- A** *Reading helps you learn to say new words.* (paragraph 2)
- B** *The desire to be prepared will encourage you to finish reading what you started.* (paragraph 3)
- C** *You might already know some members in your book club.* (paragraph 6)
- D** *All you need are some other members and a place to meet.* (paragraph 7)

Read the selection and choose the best answer to each question. Then fill in the answer on your answer document.

The Rescue

by Laura Sassi



Copyright © 2013, Highlights for Children, Inc., Columbus, Ohio.

A mother squirrel squeaks in distress.
A gust of wind blew down her nest.
With pulsing tail and twitching nose,
Into the fallen nest she goes.

- 5 Out she scoots and in her jaws
She holds a furry ball with paws—
A baby squirrel just half her size
With fluffy tail and shiny eyes.

With babe in mouth, she climbs the tree
10 Up to a second nursery.
She gently tucks her baby in
And scurries down the trunk again.

She moves six babies, one by one,
And never stops until she's done.
15 With babies moved, it's time to sleep,
All snuggled in a furry heap.

Copyright © 2013, Highlights for Children, Inc., Columbus, Ohio.

- 30** What is the most likely reason the poet includes lines 9 through 14?
- F** To show that the mother squirrel looks like her babies
 - G** To describe why the mother squirrel often changes her mind
 - H** To show that the mother squirrel likes to run
 - J** To emphasize that the mother squirrel values all of her babies
-

- 31** Read lines 6 and 7.

She holds a furry ball with paws—
A baby squirrel just half her size

What is the most likely reason the poet includes this imagery?

- A** To show that the baby squirrel will grow to look like its mother
 - B** To suggest that the baby squirrel is sick
 - C** To suggest that the baby squirrel is small and helpless
 - D** To show that the baby squirrel likes to play games
-
- 32** What is the most likely reason the poet includes lines 15 and 16?
- F** To show that the baby squirrels are safe at last
 - G** To show that the baby squirrels need a larger home
 - H** To show that the baby squirrels are tired of climbing
 - J** To show that the baby squirrels like one another

- 33** How does the windy setting contribute to the poem?
- A** The windy setting causes the mother squirrel to become afraid of storms.
 - B** The windy setting makes a squirrel family leave the woods.
 - C** The windy setting adds a feeling of mystery to the plot.
 - D** The windy setting causes a problem the mother squirrel must solve.
-

- 34** Which line from the poem best shows that the mother squirrel is kind?
- F** A gust of wind blew down her nest. (line 2)
 - G** With pulsing tail and twitching nose, (line 3)
 - H** A baby squirrel just half her size (line 7)
 - J** She gently tucks her baby in (line 11)



**STAAR
GRADE 3
Reading
May 2022**

