


# State of Texas Assessments of Academic Readiness Alternate 2




## Raw Score Conversion Table

### Grade 3 Mathematics

### Spring 2016

Raw Score	Scale Score	
0	111	Level I: Developing
1	159	
2	186	
3	201	
4	212	
5	221	
6	229	
7	236	
8	242	
9	247	
10	252	
11	257	
12	262	
13	267	
14	271	
15	275	
16	280	
17	284	
18	288	
19	292	
20	296	
21	300	Level II: Satisfactory
22	304	
23	308	
24	313	
25	317	
26	321	
27	326	
28	331	
29	336	
30	341	
31	347	
32	353	
33	359	
34	367	
35	375	Level III: Accomplished
36	384	
37	396	
38	413	
39	440	
40	490	

# State of Texas Assessments of Academic Readiness Alternate 2



## Raw Score Conversion Table


### Grade 3 Reading

### Spring 2016

Raw Score	Scale Score	
0	100	Level I: Developing
1	148	
2	174	
3	189	
4	200	
5	209	
6	216	
7	223	
8	229	
9	234	
10	239	
11	244	
12	249	
13	253	
14	258	
15	262	
16	266	
17	270	
18	275	
19	279	
20	283	
21	287	
22	291	
23	296	
24	300	Level II: Satisfactory
25	304	
26	309	
27	313	
28	318	
29	323	
30	328	
31	333	
32	339	
33	345	
34	352	
35	360	
36	369	Level III*
37	381	
38	397	
39	425	
40	475	

\* Level III: Accomplished

# State of Texas Assessments of Academic Readiness Alternate 2



## Raw Score Conversion Table


### Grade 4 Mathematics

### Spring 2016

Raw Score	Scale Score	
0	116	Level I: Developing
1	163	
2	188	
3	203	
4	213	
5	222	
6	229	
7	235	
8	241	
9	246	
10	251	
11	256	
12	261	
13	265	
14	270	
15	274	
16	279	
17	283	
18	287	
19	291	
20	296	
21	300	Level II: Satisfactory
22	304	
23	309	
24	313	
25	318	
26	322	
27	327	
28	332	
29	337	
30	343	
31	348	
32	355	
33	361	
34	369	
35	377	
36	387	Level III*
37	399	
38	415	
39	443	
40	492	

\* Level III: Accomplished

# State of Texas Assessments of Academic Readiness Alternate 2



## Raw Score Conversion Table


### Grade 4 Reading

### Spring 2016

Raw Score	Scale Score	
0	100	Level I: Developing
1	135	
2	161	
3	176	
4	187	
5	196	
6	204	
7	211	
8	217	
9	222	
10	228	
11	233	
12	238	
13	243	
14	247	
15	252	
16	257	
17	261	
18	266	
19	271	
20	276	
21	280	
22	285	
23	290	
24	295	
25	300	Level II: Satisfactory
26	305	
27	310	
28	316	
29	321	
30	327	
31	333	
32	339	
33	346	
34	354	
35	362	
36	372	Level III*
37	384	
38	402	
39	431	
40	483	

\* Level III: Accomplished

# State of Texas Assessments of Academic Readiness Alternate 2




## Raw Score Conversion Table

### Grade 4 Writing

### Spring 2016

Raw Score	Scale Score	
0	100	Level I: Developing
1	128	
2	159	
3	178	
4	191	
5	201	
6	210	
7	218	
8	225	
9	231	
10	237	
11	242	
12	248	
13	253	
14	258	
15	263	
16	268	
17	272	
18	277	
19	282	
20	286	
21	291	
22	295	
23	300	Level II: Satisfactory
24	305	
25	309	
26	314	
27	319	
28	325	
29	330	
30	336	
31	342	
32	348	
33	355	Level III: Accomplished
34	363	
35	372	
36	382	
37	396	
38	414	
39	446	
40	503	

# State of Texas Assessments of Academic Readiness Alternate 2



## Raw Score Conversion Table


### Grade 5 Mathematics

### Spring 2016

Raw Score	Scale Score	
0	111	Level I: Developing
1	159	
2	185	
3	200	
4	211	
5	220	
6	227	
7	233	
8	239	
9	245	
10	250	
11	254	
12	259	
13	263	
14	268	
15	272	
16	276	
17	280	
18	284	
19	288	
20	292	
21	296	
22	300	Level II: Satisfactory
23	304	
24	308	
25	313	
26	317	
27	322	
28	326	
29	331	
30	337	
31	342	
32	348	
33	354	
34	361	
35	369	
36	379	Level III*
37	390	
38	407	
39	434	
40	484	

\* Level III: Accomplished

# State of Texas Assessments of Academic Readiness Alternate 2



## Raw Score Conversion Table


### Grade 5 Reading

### Spring 2016

Raw Score	Scale Score	
0	100	Level I: Developing
1	120	
2	149	
3	167	
4	179	
5	189	
6	197	
7	205	
8	212	
9	218	
10	224	
11	230	
12	235	
13	241	
14	246	
15	251	
16	256	
17	261	
18	266	
19	271	
20	276	
21	280	
22	285	
23	290	
24	295	
25	300	Level II: Satisfactory
26	305	
27	310	
28	315	
29	321	
30	327	
31	333	
32	339	
33	346	
34	354	
35	363	
36	374	Level III*
37	387	
38	406	
39	438	
40	495	

\* Level III: Accomplished

# State of Texas Assessments of Academic Readiness Alternate 2



## Raw Score Conversion Table

### Grade 5 Science


### Spring 2016

Raw Score	Scale Score	
0	100	Level I: Developing
1	145	
2	170	
3	186	
4	197	
5	207	
6	215	
7	222	
8	229	
9	235	
10	241	
11	247	
12	252	
13	257	
14	262	
15	267	
16	272	
17	276	
18	281	
19	286	
20	290	
21	295	
22	300	Level II: Satisfactory
23	305	
24	310	
25	315	
26	320	
27	325	
28	330	
29	336	
30	342	
31	347	
32	354	
33	361	
34	368	
35	377	
36	387	Level III*
37	399	
38	416	
39	445	
40	496	

\* Level III: Accomplished



# State of Texas Assessments of Academic Readiness Alternate 2




## Raw Score Conversion Table

### Grade 6 Mathematics

### Spring 2016

Raw Score	Scale Score	
0	100	Level I: Developing
1	140	
2	166	
3	182	
4	194	
5	203	
6	212	
7	219	
8	226	
9	233	
10	239	
11	245	
12	251	
13	257	
14	263	
15	268	
16	274	
17	279	
18	285	
19	290	
20	295	
21	300	Level II: Satisfactory
22	305	
23	310	
24	315	
25	320	
26	325	
27	330	
28	336	
29	341	
30	347	
31	353	Level III: Accomplished
32	359	
33	366	
34	373	
35	382	
36	392	
37	405	
38	423	
39	453	
40	507	

# State of Texas Assessments of Academic Readiness Alternate 2



## Raw Score Conversion Table


### Grade 6 Reading

### Spring 2016

Raw Score	Scale Score	
0	100	Level I: Developing
1	133	
2	159	
3	174	
4	185	
5	194	
6	202	
7	209	
8	215	
9	221	
10	226	
11	232	
12	237	
13	242	
14	247	
15	252	
16	256	
17	261	
18	266	
19	271	
20	276	
21	281	
22	285	
23	290	
24	295	
25	300	Level II: Satisfactory
26	305	
27	310	
28	315	
29	320	
30	326	
31	332	
32	338	
33	345	
34	352	
35	361	Level III*
36	371	
37	383	
38	400	
39	430	
40	482	

\* Level III: Accomplished

# State of Texas Assessments of Academic Readiness Alternate 2




## Raw Score Conversion Table

### Grade 7 Mathematics

### Spring 2016

Raw Score	Scale Score	
0	101	Level I: Developing
1	150	
2	177	
3	192	
4	203	
5	212	
6	220	
7	226	
8	233	
9	238	
10	244	
11	249	
12	254	
13	259	
14	263	
15	268	
16	273	
17	277	
18	282	
19	286	
20	291	
21	295	
22	300	Level II: Satisfactory
23	305	
24	309	
25	314	
26	319	
27	324	
28	329	
29	334	
30	340	
31	346	
32	352	
33	359	
34	366	
35	375	Level III: Accomplished
36	385	
37	398	
38	416	
39	446	
40	499	

# State of Texas Assessments of Academic Readiness Alternate 2



## Raw Score Conversion Table


### Grade 7 Reading

### Spring 2016

Raw Score	Scale Score	
0	100	Level I: Developing
1	133	
2	161	
3	177	
4	189	
5	198	
6	206	
7	213	
8	219	
9	225	
10	230	
11	235	
12	240	
13	245	
14	250	
15	254	
16	259	
17	263	
18	268	
19	272	
20	277	
21	281	
22	286	
23	291	
24	295	
25	300	Level II: Satisfactory
26	305	
27	310	
28	315	
29	320	
30	326	
31	332	
32	338	
33	345	
34	352	
35	361	Level III*
36	371	
37	384	
38	402	
39	432	
40	485	

\* Level III: Accomplished

# State of Texas Assessments of Academic Readiness Alternate 2




## Raw Score Conversion Table

### Grade 7 Writing

### Spring 2016

Raw Score	Scale Score	
0	100	Level I: Developing
1	123	
2	152	
3	170	
4	183	
5	194	
6	203	
7	210	
8	217	
9	224	
10	230	
11	235	
12	240	
13	245	
14	250	
15	255	
16	260	
17	264	
18	269	
19	273	
20	278	
21	282	
22	286	
23	291	
24	295	
25	300	Level II: Satisfactory
26	305	
27	309	
28	314	
29	320	
30	325	
31	331	
32	337	
33	343	
34	351	Level III: Accomplished
35	359	
36	369	
37	381	
38	399	
39	428	
40	481	

# State of Texas Assessments of Academic Readiness Alternate 2




## Raw Score Conversion Table

### Grade 8 Mathematics

### Spring 2016

Raw Score	Scale Score	
0	100	Level I: Developing
1	136	
2	165	
3	182	
4	194	
5	203	
6	212	
7	219	
8	225	
9	231	
10	237	
11	242	
12	247	
13	252	
14	256	
15	261	
16	265	
17	270	
18	274	
19	278	
20	283	
21	287	
22	291	
23	296	
24	300	Level II: Satisfactory
25	305	
26	309	
27	314	
28	319	
29	324	
30	330	
31	335	
32	342	
33	348	
34	356	
35	365	Level III: Accomplished
36	375	
37	388	
38	406	
39	436	
40	490	

# State of Texas Assessments of Academic Readiness Alternate 2



## Raw Score Conversion Table


### Grade 8 Reading

### Spring 2016

Raw Score	Scale Score	
0	100	Level I: Developing
1	138	
2	164	
3	179	
4	189	
5	198	
6	205	
7	212	
8	218	
9	224	
10	229	
11	234	
12	239	
13	244	
14	249	
15	253	
16	258	
17	263	
18	267	
19	272	
20	277	
21	281	
22	286	
23	291	
24	295	
25	300	Level II: Satisfactory
26	305	
27	310	
28	315	
29	320	
30	325	
31	330	
32	336	
33	343	
34	350	
35	358	
36	367	Level III*
37	379	
38	396	
39	424	
40	474	

\* Level III: Accomplished

# State of Texas Assessments of Academic Readiness Alternate 2



## Raw Score Conversion Table

### Grade 8 Science


### Spring 2016

Raw Score	Scale Score	
0	125	Level I: Developing
1	165	
2	187	
3	201	
4	211	
5	220	
6	228	
7	235	
8	242	
9	248	
10	253	
11	259	
12	264	
13	269	
14	274	
15	278	
16	283	
17	287	
18	292	
19	296	
20	300	Level II: Satisfactory
21	304	
22	308	
23	312	
24	317	
25	321	
26	325	
27	329	
28	334	
29	338	
30	343	
31	348	
32	353	
33	359	
34	365	
35	373	
36	382	Level III*
37	393	
38	408	
39	434	
40	479	

\* Level III: Accomplished



# State of Texas Assessments of Academic Readiness Alternate 2



## Raw Score Conversion Table


### Grade 8 Social Studies

### Spring 2016

Raw Score	Scale Score	
0	102	Level I: Developing
1	145	
2	169	
3	183	
4	194	
5	203	
6	210	
7	217	
8	224	
9	230	
10	235	
11	240	
12	246	
13	250	
14	255	
15	260	
16	265	
17	269	
18	274	
19	278	
20	282	
21	287	
22	291	
23	296	
24	300	Level II: Satisfactory
25	304	
26	309	
27	314	
28	319	
29	324	
30	329	
31	334	
32	340	
33	347	
34	354	
35	362	
36	372	Level III*
37	384	
38	400	
39	428	
40	477	

\* Level III: Accomplished

# State of Texas Assessments of Academic Readiness Alternate 2




## Raw Score Conversion Table

Algebra I

Spring 2016

Raw Score	Scale Score	
0	100	Level I: Developing
1	138	
2	166	
3	183	
4	194	
5	204	
6	212	
7	219	
8	225	
9	231	
10	237	
11	242	
12	247	
13	252	
14	257	
15	261	
16	266	
17	271	
18	275	
19	280	
20	284	
21	289	
22	293	
23	298	
24	300	Level II: Satisfactory
25	307	
26	312	
27	316	
28	321	
29	327	
30	332	
31	338	Level III: Accomplished
32	344	
33	350	
34	361	
35	366	
36	377	
37	389	
38	407	
39	438	
40	492	

# State of Texas Assessments of Academic Readiness Alternate 2



## Raw Score Conversion Table


**Biology**

**Spring 2016**

Raw Score	Scale Score	
0	127	Level I: Developing
1	169	
2	192	
3	206	
4	215	
5	223	
6	230	
7	236	
8	242	
9	247	
10	251	
11	256	
12	260	
13	265	
14	269	
15	273	
16	277	
17	281	
18	285	
19	289	
20	292	
21	296	
22	300	Level II: Satisfactory
23	304	
24	308	
25	312	
26	316	
27	320	
28	324	
29	329	
30	333	
31	338	
32	343	
33	349	
34	356	
35	363	
36	372	
37	383	Level III*
38	398	
39	424	
40	469	

\* Level III: Accomplished

# State of Texas Assessments of Academic Readiness Alternate 2




## Raw Score Conversion Table

English I

Spring 2016

Raw Score	Scale Score	
0	100	Level I: Developing
1	144	
2	173	
3	189	
4	201	
5	210	
6	218	
7	225	
8	231	
9	237	
10	242	
11	247	
12	252	
13	257	
14	261	
15	266	
16	270	
17	274	
18	279	
19	283	
20	287	
21	291	
22	296	
23	300	Level II: Satisfactory
24	304	
25	309	
26	313	
27	318	
28	323	
29	328	
30	333	
31	339	
32	345	
33	351	
34	359	
35	367	Level III: Accomplished
36	377	
37	390	
38	408	
39	438	
40	492	

# State of Texas Assessments of Academic Readiness Alternate 2




## Raw Score Conversion Table

English II

Spring 2016

Raw Score	Scale Score	
0	100	Level I: Developing
1	142	
2	171	
3	188	
4	200	
5	210	
6	218	
7	225	
8	232	
9	238	
10	243	
11	249	
12	254	
13	259	
14	263	
15	268	
16	273	
17	277	
18	282	
19	286	
20	291	
21	295	
22	300	Level II: Satisfactory
23	305	
24	309	
25	314	
26	319	
27	324	
28	329	
29	334	
30	340	
31	345	
32	352	
33	359	Level III: Accomplished
34	366	
35	375	
36	386	
37	399	
38	418	
39	449	
40	505	

# State of Texas Assessments of Academic Readiness Alternate 2



## Raw Score Conversion Table

U.S. History

Spring 2016

Raw Score	Scale Score	
0	106	Level I: Developing
1	150	
2	175	
3	189	
4	199	
5	208	
6	215	
7	222	
8	228	
9	233	
10	239	
11	244	
12	249	
13	253	
14	258	
15	262	
16	267	
17	271	
18	275	
19	279	
20	283	
21	288	
22	292	
23	296	
24	300	Level II: Satisfactory
25	304	
26	309	
27	313	
28	317	
29	322	
30	327	
31	332	
32	338	
33	344	
34	351	
35	359	
36	368	Level III*
37	380	
38	396	
39	424	
40	472	

\* Level III: Accomplished