


State of Texas Assessments of Academic Readiness Alternate 2



Raw Score Conversion Table
Grade 3 Mathematics
Spring 2018

<u>Raw Score</u>	<u>Scale Score</u>	
0	118	Level I: Developing
1	167	
2	193	
3	209	
4	220	
5	229	
6	237	
7	244	
8	250	
9	255	
10	261	
11	265	
12	270	
13	274	
14	279	
15	283	
16	287	
17	291	
18	294	
19	298	
20	300	Level II: Satisfactory
21	306	
22	309	
23	313	
24	317	
25	321	
26	325	
27	329	
28	333	
29	338	
30	342	
31	347	Level III: Accomplished
32	353	
33	359	
34	366	
35	375	
36	383	
37	395	
38	411	
39	440	
40	491	

State of Texas Assessments of Academic Readiness Alternate 2




Raw Score Conversion Table
Grade 3 Reading
Spring 2018

Raw Score	Scale Score	
0	108	Level I: Developing
1	154	
2	179	
3	193	
4	204	
5	212	
6	219	
7	226	
8	232	
9	238	
10	243	
11	248	
12	253	
13	258	
14	263	
15	268	
16	272	
17	277	
18	282	
19	287	
20	292	
21	296	
22	300	Level II: Satisfactory
23	306	
24	310	
25	315	
26	320	
27	325	
28	330	
29	335	
30	340	
31	346	
32	352	
33	358	
34	365	
35	373	
36	381	Level III*
37	395	
38	412	
39	440	
40	491	

* Level III: Accomplished

State of Texas Assessments of Academic Readiness Alternate 2




Raw Score Conversion Table
Grade 4 Mathematics
Spring 2018

Raw Score	Scale Score	
0	124	Level I: Developing
1	170	
2	196	
3	211	
4	222	
5	231	
6	239	
7	246	
8	252	
9	257	
10	262	
11	267	
12	272	
13	276	
14	281	
15	285	
16	289	
17	293	
18	297	
19	300	Level II: Satisfactory
20	304	
21	308	
22	312	
23	316	
24	320	
25	324	
26	328	
27	332	
28	336	
29	341	
30	345	
31	350	
32	356	
33	362	
34	368	
35	376	
36	387	Level III*
37	396	
38	412	
39	440	
40	490	

* Level III: Accomplished

State of Texas Assessments of Academic Readiness Alternate 2




Raw Score Conversion Table
Grade 4 Reading
Spring 2018

Raw Score	Scale Score	
0	100	Level I: Developing
1	141	
2	167	
3	182	
4	192	
5	201	
6	208	
7	215	
8	221	
9	226	
10	231	
11	236	
12	241	
13	246	
14	251	
15	255	
16	260	
17	265	
18	269	
19	274	
20	279	
21	283	
22	288	
23	293	
24	300	Level II: Satisfactory
25	303	
26	308	
27	314	
28	319	
29	325	
30	330	
31	336	
32	343	
33	350	
34	358	
35	367	
36	377	Level III*
37	384	
38	408	
39	438	
40	492	

* Level III: Accomplished


State of Texas Assessments of Academic Readiness Alternate 2



Raw Score Conversion Table
Grade 4 Writing
Spring 2018

Raw Score	Scale Score	
0	100	Level I: Developing
1	129	
2	160	
3	178	
4	191	
5	201	
6	210	
7	217	
8	224	
9	230	
10	236	
11	241	
12	247	
13	252	
14	257	
15	261	
16	266	
17	271	
18	275	
19	280	
20	285	
21	289	
22	294	
23	300	Level II: Satisfactory
24	304	
25	308	
26	313	
27	318	
28	324	
29	329	
30	335	
31	341	
32	347	
33	355	Level III: Accomplished
34	363	
35	372	
36	382	
37	396	
38	415	
39	448	
40	506	

State of Texas Assessments of Academic Readiness Alternate 2




Raw Score Conversion Table
Grade 5 Mathematics
Spring 2018

Raw Score	Scale Score	
0	111	Level I: Developing
1	160	
2	187	
3	203	
4	214	
5	223	
6	231	
7	237	
8	243	
9	249	
10	254	
11	258	
12	263	
13	267	
14	271	
15	275	
16	279	
17	283	
18	287	
19	291	
20	295	
21	300	Level II: Satisfactory
22	303	
23	306	
24	310	
25	314	
26	318	
27	323	
28	327	
29	332	
30	337	
31	342	
32	347	
33	354	
34	360	
35	368	
36	379	Level III*
37	390	
38	406	
39	435	
40	485	

* Level III: Accomplished

State of Texas Assessments of Academic Readiness Alternate 2




Raw Score Conversion Table
Grade 5 Reading
Spring 2018

Raw Score	Scale Score	
0	100	Level I: Developing
1	133	
2	162	
3	178	
4	190	
5	199	
6	207	
7	214	
8	221	
9	226	
10	232	
11	237	
12	242	
13	247	
14	252	
15	257	
16	262	
17	267	
18	272	
19	277	
20	282	
21	286	
22	291	
23	296	
24	300	Level II: Satisfactory
25	307	
26	312	
27	317	
28	323	
29	329	
30	335	
31	341	
32	348	
33	355	
34	363	
35	372	
36	387	Level III*
37	397	
38	416	
39	449	
40	507	

* Level III: Accomplished

State of Texas Assessments of Academic Readiness Alternate 2




Raw Score Conversion Table
Grade 5 Science
Spring 2018

Raw Score	Scale Score	
0	111	Level I: Developing
1	158	
2	183	
3	197	
4	208	
5	216	
6	224	
7	230	
8	236	
9	241	
10	246	
11	251	
12	256	
13	260	
14	265	
15	269	
16	274	
17	278	
18	282	
19	286	
20	291	
21	295	
22	300	Level II: Satisfactory
23	304	
24	308	
25	313	
26	318	
27	323	
28	328	
29	333	
30	339	
31	345	
32	352	
33	359	
34	367	
35	376	
36	387	Level III*
37	400	
38	418	
39	448	
40	500	

* Level III: Accomplished


State of Texas Assessments of Academic Readiness Alternate 2



Raw Score Conversion Table
Grade 6 Mathematics
Spring 2018

Raw Score	Scale Score	
0	100	Level I: Developing
1	134	
2	162	
3	179	
4	191	
5	202	
6	210	
7	218	
8	225	
9	232	
10	238	
11	244	
12	250	
13	255	
14	260	
15	265	
16	270	
17	274	
18	279	
19	284	
20	288	
21	292	
22	297	
23	300	Level II: Satisfactory
24	306	
25	311	
26	315	
27	320	
28	325	
29	331	
30	336	
31	342	
32	349	
33	356	Level III: Accomplished
34	364	
35	373	
36	383	
37	397	
38	415	
39	447	
40	503	


State of Texas Assessments of Academic Readiness Alternate 2



Raw Score Conversion Table
Grade 6 Reading
Spring 2018

Raw Score	Scale Score	
0	100	Level I: Developing
1	138	
2	164	
3	180	
4	191	
5	200	
6	208	
7	215	
8	221	
9	227	
10	232	
11	238	
12	243	
13	248	
14	253	
15	258	
16	263	
17	268	
18	273	
19	278	
20	282	
21	287	
22	292	
23	297	
24	300	Level II: Satisfactory
25	307	
26	312	
27	318	
28	323	
29	329	
30	334	
31	340	
32	347	
33	354	
34	362	Level III: Accomplished
35	371	
36	381	
37	394	
38	413	
39	444	
40	497	


State of Texas Assessments of Academic Readiness Alternate 2



Raw Score Conversion Table
Grade 7 Mathematics
Spring 2018

Raw Score	Scale Score	
0	101	Level I: Developing
1	151	
2	179	
3	195	
4	207	
5	216	
6	224	
7	231	
8	237	
9	243	
10	249	
11	254	
12	259	
13	263	
14	268	
15	272	
16	277	
17	281	
18	286	
19	290	
20	294	
21	300	Level II: Satisfactory
22	303	
23	307	
24	312	
25	316	
26	321	
27	326	
28	331	
29	336	
30	341	
31	347	
32	353	
33	360	
34	368	
35	375	Level III: Accomplished
36	387	
37	400	
38	418	
39	449	
40	502	

State of Texas Assessments of Academic Readiness Alternate 2




Raw Score Conversion Table
Grade 7 Reading
Spring 2018

Raw Score	Scale Score	
0	100	Level I: Developing
1	130	
2	157	
3	172	
4	184	
5	192	
6	200	
7	207	
8	213	
9	218	
10	224	
11	229	
12	234	
13	239	
14	244	
15	249	
16	253	
17	258	
18	263	
19	268	
20	272	
21	277	
22	282	
23	287	
24	292	
25	297	
26	300	Level II: Satisfactory
27	307	
28	312	
29	317	
30	323	
31	329	
32	335	
33	342	
34	350	
35	359	
36	371	Level III*
37	383	
38	401	
39	432	
40	486	

* Level III: Accomplished


State of Texas Assessments of Academic Readiness Alternate 2



Raw Score Conversion Table
Grade 7 Writing
Spring 2018

Raw Score	Scale Score	
0	100	Level I: Developing
1	137	
2	166	
3	182	
4	194	
5	203	
6	211	
7	218	
8	225	
9	231	
10	236	
11	241	
12	246	
13	251	
14	256	
15	261	
16	266	
17	270	
18	275	
19	279	
20	284	
21	288	
22	293	
23	297	
24	300	Level II: Satisfactory
25	307	
26	311	
27	316	
28	321	
29	327	
30	332	
31	338	
32	344	
33	351	
34	359	Level III: Accomplished
35	367	
36	378	
37	391	
38	409	
39	440	
40	494	


State of Texas Assessments of Academic Readiness Alternate 2



Raw Score Conversion Table
Grade 8 Mathematics
Spring 2018

Raw Score	Scale Score	
0	100	Level I: Developing
1	137	
2	166	
3	183	
4	196	
5	206	
6	215	
7	222	
8	229	
9	236	
10	242	
11	247	
12	253	
13	258	
14	263	
15	267	
16	272	
17	276	
18	281	
19	285	
20	289	
21	294	
22	300	Level II: Satisfactory
23	302	
24	307	
25	311	
26	316	
27	321	
28	325	
29	330	
30	336	
31	341	
32	348	
33	354	
34	365	Level III: Accomplished
35	371	
36	381	
37	394	
38	413	
39	444	
40	498	

State of Texas Assessments of Academic Readiness Alternate 2




Raw Score Conversion Table
Grade 8 Reading
Spring 2018

Raw Score	Scale Score	
0	105	Level I: Developing
1	152	
2	177	
3	192	
4	202	
5	211	
6	218	
7	224	
8	230	
9	235	
10	240	
11	245	
12	250	
13	254	
14	259	
15	263	
16	268	
17	272	
18	277	
19	281	
20	285	
21	290	
22	294	
23	300	Level II: Satisfactory
24	303	
25	308	
26	312	
27	317	
28	322	
29	327	
30	332	
31	338	
32	344	
33	350	
34	357	
35	365	
36	379	Level III*
37	387	
38	404	
39	432	
40	483	

* Level III: Accomplished

State of Texas Assessments of Academic Readiness Alternate 2



Raw Score Conversion Table
Grade 8 Science
Spring 2018

Raw Score	Scale Score	
0	134	Level I: Developing
1	176	
2	199	
3	212	
4	222	
5	230	
6	237	
7	243	
8	248	
9	253	
10	258	
11	263	
12	267	
13	271	
14	275	
15	279	
16	283	
17	287	
18	291	
19	295	
20	300	Level II: Satisfactory
21	303	
22	307	
23	311	
24	315	
25	319	
26	324	
27	328	
28	333	
29	338	
30	343	
31	348	
32	354	
33	360	
34	367	
35	374	
36	382	Level III*
37	395	
38	411	
39	437	
40	484	

* Level III: Accomplished

State of Texas Assessments of Academic Readiness Alternate 2




Raw Score Conversion Table
Grade 8 Social Studies
Spring 2018

Raw Score	Scale Score	
0	110	Level I: Developing
1	157	
2	182	
3	197	
4	208	
5	217	
6	224	
7	231	
8	236	
9	242	
10	247	
11	252	
12	256	
13	261	
14	265	
15	270	
16	274	
17	278	
18	282	
19	286	
20	290	
21	294	
22	300	Level II: Satisfactory
23	302	
24	306	
25	311	
26	315	
27	319	
28	324	
29	328	
30	333	
31	339	
32	344	
33	350	
34	357	
35	365	
36	372	Level III*
37	386	
38	403	
39	431	
40	480	

* Level III: Accomplished

State of Texas Assessments of Academic Readiness Alternate 2




Raw Score Conversion Table

Algebra I

Spring 2018

Raw Score	Scale Score	
0	100	Level I: Developing
1	136	
2	165	
3	181	
4	193	
5	203	
6	212	
7	220	
8	227	
9	233	
10	239	
11	245	
12	251	
13	256	
14	262	
15	267	
16	272	
17	277	
18	281	
19	286	
20	291	
21	295	
22	300	Level II: Satisfactory
23	304	
24	309	
25	314	
26	319	
27	324	
28	329	
29	334	
30	340	
31	346	
32	352	
33	361	Level III: Accomplished
34	367	
35	377	
36	388	
37	401	
38	420	
39	452	
40	508	

State of Texas Assessments of Academic Readiness Alternate 2



Raw Score Conversion Table


Biology

Spring 2018

Raw Score	Scale Score	
0	131	Level I: Developing
1	173	
2	195	
3	209	
4	219	
5	227	
6	234	
7	240	
8	245	
9	250	
10	255	
11	259	
12	264	
13	268	
14	272	
15	276	
16	280	
17	283	
18	287	
19	291	
20	295	
21	300	Level II: Satisfactory
22	302	
23	306	
24	310	
25	314	
26	318	
27	322	
28	327	
29	331	
30	336	
31	341	
32	346	
33	352	
34	358	
35	366	
36	374	
37	383	Level III*
38	401	
39	426	
40	472	

* Level III: Accomplished

State of Texas Assessments of Academic Readiness Alternate 2




Raw Score Conversion Table

English II

Spring 2018

Raw Score	Scale Score	
0	100	Level I: Developing
1	139	
2	169	
3	187	
4	200	
5	210	
6	219	
7	227	
8	235	
9	241	
10	248	
11	253	
12	259	
13	264	
14	270	
15	275	
16	280	
17	284	
18	289	
19	294	
20	300	Level II: Satisfactory
21	303	
22	308	
23	312	
24	317	
25	322	
26	326	
27	331	
28	336	
29	342	
30	347	
31	353	
32	359	
33	366	Level III: Accomplished
34	374	
35	382	
36	393	
37	406	
38	425	
39	456	
40	512	

State of Texas Assessments of Academic Readiness Alternate 2




Raw Score Conversion Table

English I

Spring 2018

Raw Score	Scale Score	
0	100	Level I: Developing
1	150	
2	179	
3	195	
4	207	
5	217	
6	225	
7	233	
8	239	
9	245	
10	251	
11	256	
12	261	
13	266	
14	271	
15	276	
16	280	
17	285	
18	289	
19	294	
20	300	Level II: Satisfactory
21	303	
22	307	
23	312	
24	317	
25	321	
26	326	
27	331	
28	336	
29	341	
30	347	
31	353	
32	359	
33	367	Level III: Accomplished
34	374	
35	383	
36	394	
37	407	
38	426	
39	457	
40	512	

State of Texas Assessments of Academic Readiness Alternate 2



Raw Score Conversion Table

U.S. History

Spring 2018

Raw Score	Scale Score	
0	106	Level I: Developing
1	152	
2	177	
3	192	
4	202	
5	211	
6	218	
7	225	
8	231	
9	236	
10	241	
11	246	
12	251	
13	255	
14	260	
15	264	
16	269	
17	273	
18	277	
19	282	
20	286	
21	290	
22	295	
23	300	Level II: Satisfactory
24	304	
25	308	
26	313	
27	318	
28	322	
29	328	
30	333	
31	338	
32	344	
33	351	Level III: Accomplished
34	358	
35	368	
36	376	
37	388	
38	405	
39	433	
40	482	