

Texas English Language Proficiency Assessment System (TELPAS)

Spring 2023 Grades 2–3 Listening and Speaking Answer Key

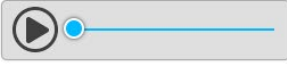
Item Number	Item Type	Language Domain	Reporting Category	ELPS Student Expectation	Maximum Number of Points	Correct Answer
1	Hotspot	Listening	1	2C	1	See Appendix 1.1
2	Multiple Choice	Listening	2	2G	1	B
3	Multiple Choice	Listening	2	2G	1	C
4	Multiple Choice	Listening	1	2E	1	A
5	Multiple Choice	Listening	3	2H	1	B
6	Multiple Choice	Listening	2	2G	1	A
7	Multiple Choice	Listening	2	2G	1	D
8	Speech Capture	Speaking	2	3J	4	See 4-point speaking rubric
9	Speech Capture	Speaking	1	3H	2	See 2-point speaking rubric
10	Multiple Choice	Listening	2	2I	1	B
11	Multiple Choice	Listening	3	2H	1	C
12	Multiple Choice	Listening	2	2G	1	A
13	Multiple Choice	Listening	2	2G	1	C
14	Multiple Choice	Listening	3	2H	1	A
15	Multiple Choice	Listening	3	2H	1	D
16	Speech Capture	Speaking	1	3H	4	See 4-point speaking rubric
17	Speech Capture	Speaking	1	3H	2	See 2-point speaking rubric
18	Speech Capture	Speaking	2	3J	4	See 4-point speaking rubric
19	Hotspot	Listening	1	2C	1	See Appendix 1.2
20	Drag and Drop	Listening	2	2I	2	See Appendix 1.3
21	Multiple Choice	Listening	1	2E	1	B
22	Multiple Choice	Listening	2	2G	1	D
23	Multiple Choice	Listening	3	2H	1	C
24	Multiple Choice	Listening	2	2G	1	D
25	Multiple Choice	Listening	2	2G	1	A
26	Speech Capture	Speaking	2	3J	4	See 4-point speaking rubric
27	Speech Capture	Speaking	2	3G	4	See 4-point speaking rubric
28	Speech Capture	Speaking	2	3J	4	See 4-point speaking rubric
29	Hotspot	Listening	1	2C	1	See Appendix 1.4
30	Multiple Choice	Listening	2	2G	1	A
31	Multiple Choice	Listening	2	2G	1	B
32	Multiple Choice	Listening	3	2H	1	A
33	Multiple Choice	Listening	2	2G	1	B
34	Multiple Choice	Listening	2	2G	1	C
35	Speech Capture	Speaking	1	3H	4	See 4-point speaking rubric
36	Speech Capture	Speaking	1	3H	4	See 4-point speaking rubric

Appendix

1.1

Audio Transcript*: Click on the picture that shows a nest between the branches of a tree.

Listen to the audio. Follow the directions you hear.




© iStock.com/istockphoto, © iStock.com/istockphoto, © iStock.com/istockphoto, © iStock.com/istockphoto, © iStock.com/istockphoto, © iStock.com/istockphoto, © iStock.com/istockphoto, © iStock.com/istockphoto, © iStock.com/istockphoto, © iStock.com/istockphoto

*An audio transcript is not available to students during the test.

1.2

Audio Transcript*: Click on the picture that shows people comparing their heights.

Listen to the audio. Follow the directions you hear.



© iStock.com/istockphoto, © iStock.com/istockphoto, © iStock.com/istockphoto, © iStock.com/istockphoto, © iStock.com/istockphoto, © iStock.com/istockphoto, © iStock.com/istockphoto, © iStock.com/istockphoto, © iStock.com/istockphoto, © iStock.com/istockphoto

*An audio transcript is not available to students during the test.

1.3

Listen to the audio. Move a picture into the box that best matches what you hear.



1 2

© iStock.com/mehabib, © iStock.com/stephanwade, © iStock.com/ghauri




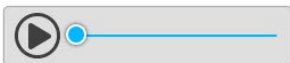
Audio Transcript: (Audio 1) This community helper blocks traffic to allow people to safely cross the street. (Audio 2) This community helper makes sure people understand how to take their medication safely.*

**An audio transcript is not available to students during the test.*

1.4

Audio Transcript: Click on the picture that shows a nest hidden in some tall grass.*

Listen to the audio. Follow the directions you hear.



**An audio transcript is not available to students during the test.*